

Syrian Arab Republic

Statistical Country Profile



Edition 08/2024

Publication date: 05 August 2024

Contact us: www.destatis.de/contact

Phone: +49 611 75 2405

Contents

| | |
|--|----|
| General information | 3 |
| Economy and finance | 3 |
| Population | 5 |
| Health | 7 |
| Education | 7 |
| Labour force | 7 |
| Living conditions | 9 |
| Manufacturing | 9 |
| Agriculture and forestry | 9 |
| Foreign trade | 10 |
| Transport | 12 |
| Environment and energy | 12 |
| Science, research and technology | 13 |
| Sources | 13 |



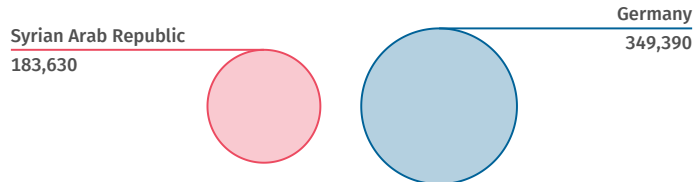
General information

Capital city
Damascus

Official language
Arabic

Currency
Syrian Pound

Land area in relation to Germany
km²



Source: WB-WDI



Economy and finance

Gross domestic product
(GDP), total
bn US\$

60

(2010)

Source: IMF-WEO

GDP,
real change
% since 2000

+55

(2010)

Source: IMF-WEO*

GDP
per capita
US\$

2,807

(2010)

Source: IMF-WEO

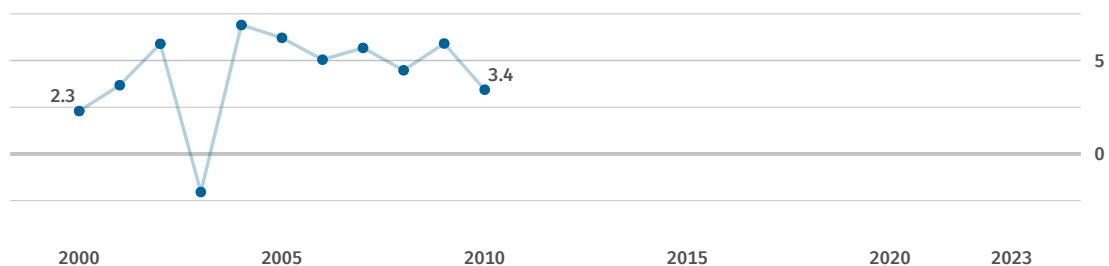
GDP
per capita
internat. US\$

6,375

(2010)

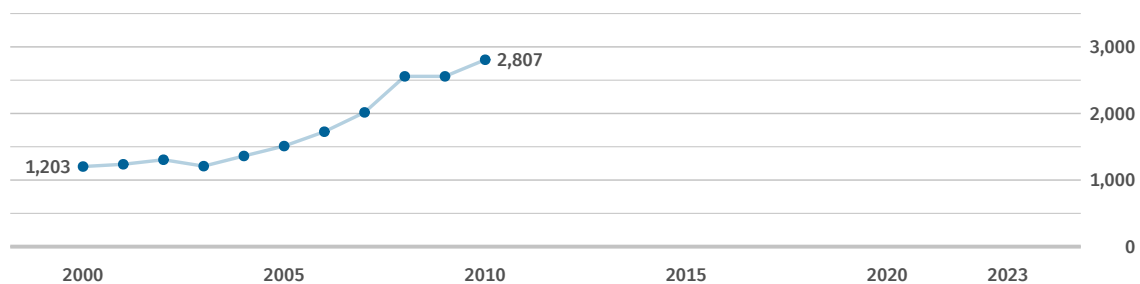
Source: IMF-WEO

Gross domestic product, real change
% on previous year



Source: IMF-WEO

Gross domestic product per capita
US\$



Source: IMF-WEO

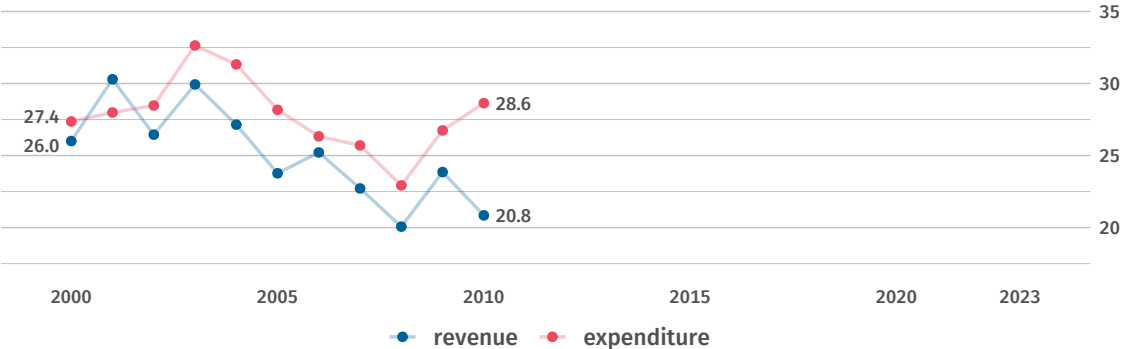
Gross domestic product per capita in relation to Germany,
US\$

No data

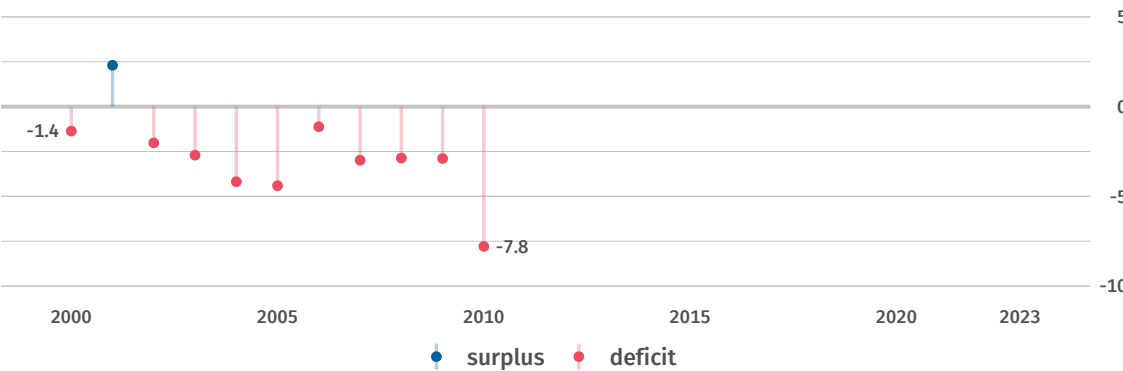
Source: IMF-WEO

| Inflation rate (change of consumer price index) % on previous year | General government gross debt % of GDP | General government net lending / borrowing % of GDP |
|---|--|---|
| +36.7 (2012) | 30.0 (2010) | -7.8 (2010) |
| Source: IMF-IFS | Source: IMF-WEO | Source: IMF-WEO |

General government revenue and expenditure
% of GDP



General government net lending / borrowing
% of GDP



Foreign direct investment (FDI):
inward stocks

bn US\$
10.743
(2022)

Source: UNCTAD

Foreign direct investment (FDI):
outward stocks

bn US\$
0.005
(2022)

Source: UNCTAD

Foreign direct investment (FDI):
net flow, inward

bn US\$
0.000
(2014)

Source: UNCTAD

Foreign direct investment (FDI):
net flow, outward

bn US\$
0.000
(2014)

Source: UNCTAD



Population

Population
total

1,000
23,227
(2023)

Source: WB-WDI

Population
density
inhabitants per km²

116
(2021)

Source: WB-WDI

Life expectancy
at birth (women)
years

76.1
(2022)

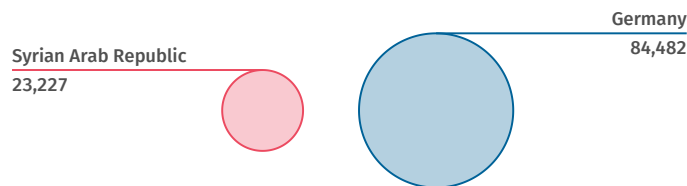
Source: WB-WDI

Life expectancy
at birth (men)
years

68.7
(2022)

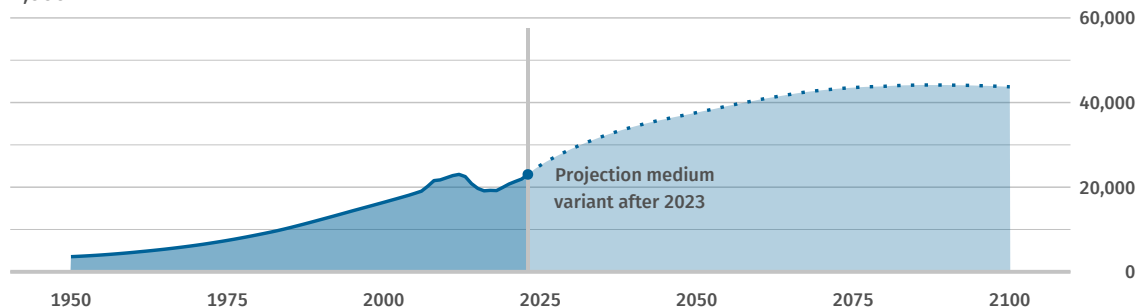
Source: WB-WDI

Population in relation to Germany, 2023 1,000



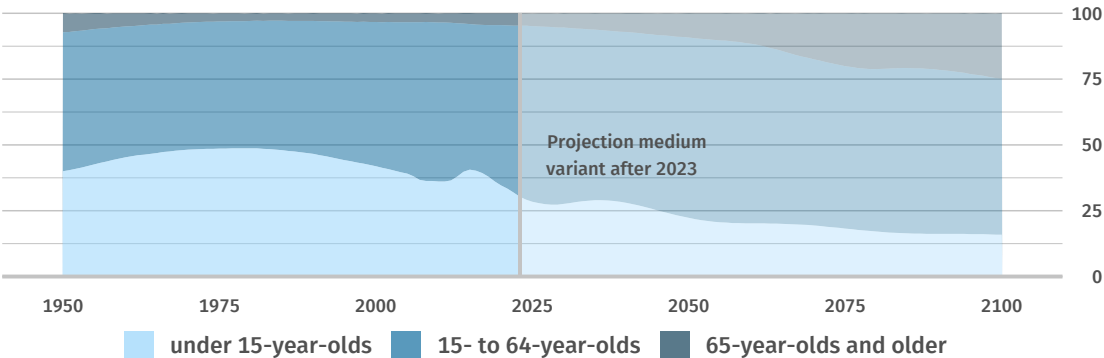
Source: WB-WDI

Population 1,000



Source: UN-POP

Population by age group
proportion, %



Source: UN-POP

Population pyramid, 2023
% of total population



Source: UN-POP



Health

| | | | |
|--|--|---|--|
| Practising physicians per 1,000 inhabitants 1.2 (2016) Source: WHO | Hospital beds per 1,000 inhabitants 1.4 (2021) Source: WHO | Prevalence of raised blood pressure % 32.7 (2019) Source: WHO | Prevalence of obesity (BMI >= 30) % 33.9 (2022) Source: WHO |
|--|--|---|--|



Education

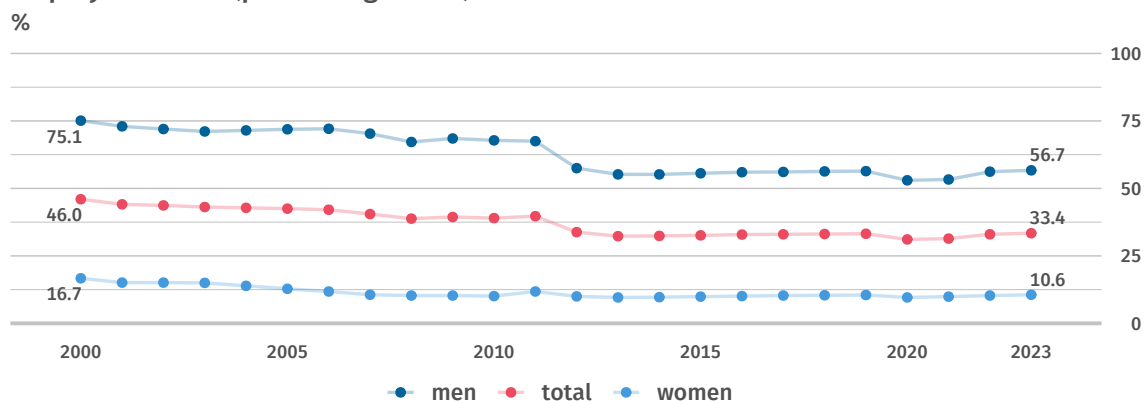
| | | | |
|--|---|---|--|
| Government expenditure on education % of GDP 5.1 (2009) Source: UNESCO | Pupil-teacher ratio (primary education) number 25.3 (2002) Source: UNESCO | Pupil-teacher ratio (secondary education) number 18.1 (2002) Source: UNESCO | Students (tertiary education) per 100,000 inhabitants 4,086 (2019) Source: UNESCO* |
|--|---|---|--|



Labour force

| | | | |
|--|--|--|--|
| Employment rate (persons aged 15+) % 33.4 (2023) Source: ILOSTAT | Labour force (persons aged 15+) 1,000 6,315 (2023) Source: ILOSTAT | Labour force participation rate (persons aged 15+) % 38.7 (2023) Source: ILOSTAT | Self-employment (persons aged 15+) % 36.7 (2022) Source: ILOSTAT |
|--|--|--|--|

Employment rate (persons aged 15+)



Employment and gross value added by sector, 2021
%

Employment



Gross value added



agriculture, forestry, fisheries industry services not specified

Source for employment: ILOSTAT
Source for gross value added: UNSD

Unemployment rate
(persons aged 15+)
%

13.5
(2023)

Source: ILOSTAT

Unemployment rate
(persons aged 15 to 24)
%

33.4
(2023)

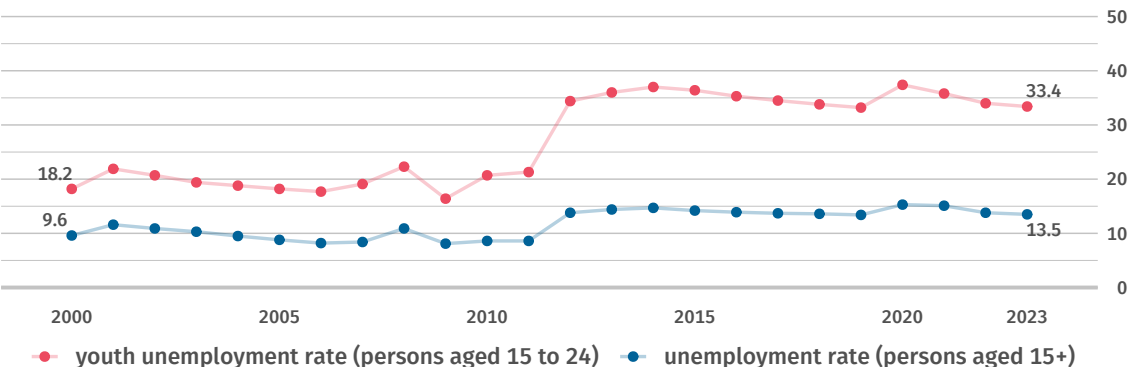
Source: ILOSTAT

Long-term unemployment rate
(persons aged 15+)
% of unemployed persons

No data

Source: ILOSTAT

Unemployment rate and youth unemployment rate
%



Source: ILOSTAT



Living conditions

Human Development Index (HDI)

value (0 low to 1 high)

0.557

(2022)

Source: UNDP

Human Development Index (HDI)

rank (of 193 countries)

157

(2022)

Source: UNDP

Income distribution: Gini coefficient

value (0 to 100; 0=equal distribution)

26.6

(2022)

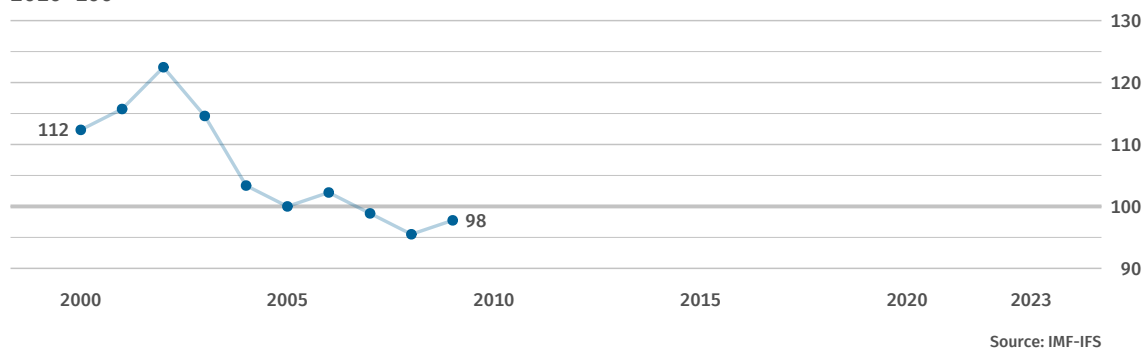
Source: WB-WDI



Manufacturing

Index of industrial production

2010=100



Agriculture and forestry

Change in agricultural production

% since 2000

-10

(2021)

Source: FAO*

Agricultural land

% of land area

75.8

(2021)

Source: FAO*

Forest area

% of land area

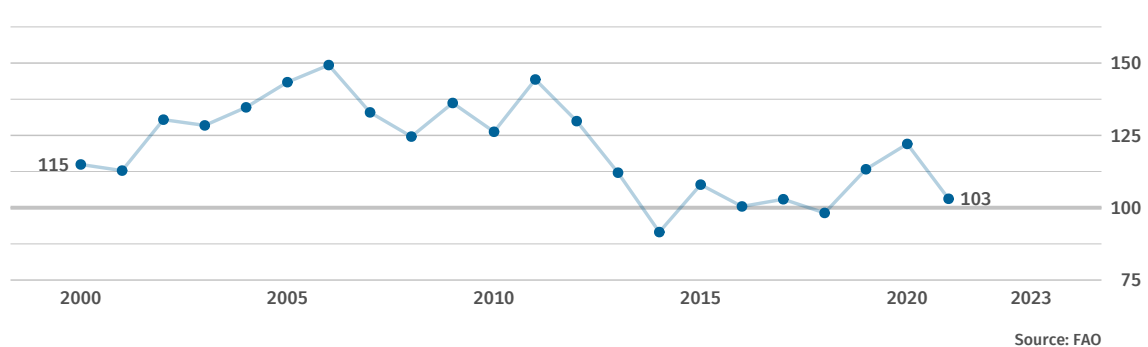
2.8

(2021)

Source: FAO*

Index of agricultural production

2014 to 2016 = 100





Foreign trade

Export of goods

bn US\$

11.353

(2010)

Source: UN Comtrade

Import of goods

bn US\$

17.562

(2010)

Source: UN Comtrade

Trade balance, goods

bn US\$

-6.209

(2010)

Source: UN Comtrade*

Export and import of goods

bn US\$



Foreign trade balance

bn US\$



Goods exported to Germany

mn US\$

1,477

(2010)

Source: UN Comtrade

Goods exported to Germany

% of all goods exported

13.0

(2010)

Source: UN Comtrade*

Goods imported from Germany

mn US\$

739

(2010)

Source: UN Comtrade

Goods imported from Germany

% of all goods imported

4.2

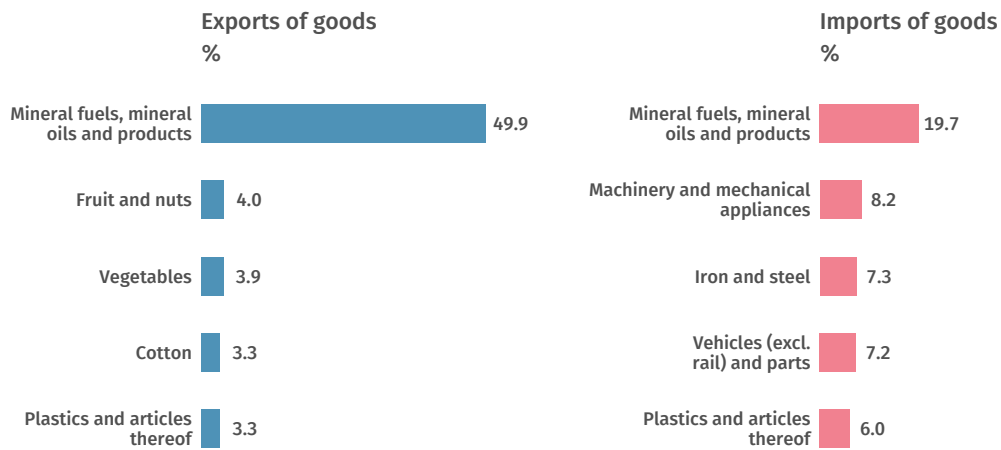
(2010)

Source: UN Comtrade*

Main trading partners, 2010



Main commodities traded, 2010



Source: UN Comtrade*

Classification of commodities: Harmonized Commodity Description and Coding Systems (HS2).



Transport

Passenger cars
per 1,000 inhabitants

328

(2020)

Source: OICA*

Total rail network
km per 1 mn inhabitants

111

(2014)

Source: WB-WDI*

Air transport, passengers
per 1,000 inhabitants

32

(2021)

Source: WB-WDI*

Pump price for gasoline in relation to Germany US\$ per litre



Source: GPP, 2024-07-29



Environment and energy

Carbon dioxide
emissions
tonnes per capita

1.4

(2022)

Source: EDGAR

Total primary
energy supply
kg oil equivalent per capita

538

(2014)

Source: WB-WDI

Gross electricity
consumption
kWh per capita

908

(2014)

Source: WB-WDI

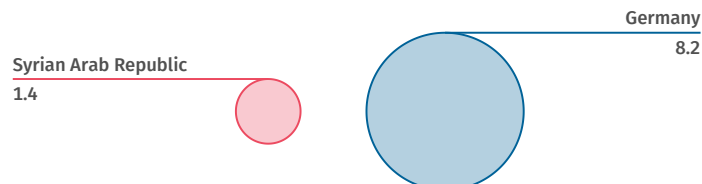
Renewable
energy
% of total final energy
consumption

1.1

(2021)

Source: WB-WDI

Carbon dioxide emissions in relation to Germany, 2022 tonnes per capita



Source: EDGAR



Science, research and technology

Gross domestic
expenditure on R&D

% of GDP

0.0

(2015)

Source: UNESCO

Researchers

per 1 mn inhabitants

91

(2015)

Source: UNESCO

Resident patent
applications

per 1 mn inhabitants

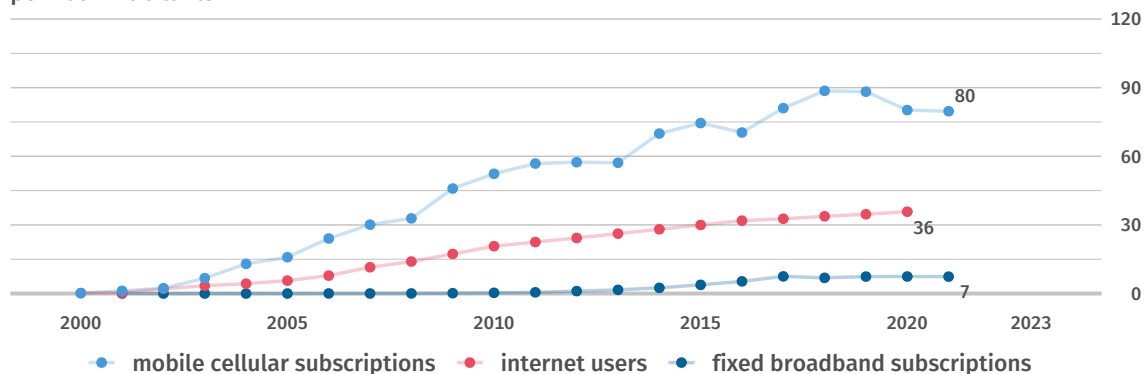
5

(2021)

Source: WIPO

Dissemination of communication technology

per 100 inhabitants



Source: ITU



Sources

| | |
|-------------|---|
| EDGAR | Emissions Database for Global Atmospheric Research, European Commission |
| FAO | United Nations, Food and Agricultural Organization |
| GPP | GlobalPetrolPrices.com |
| ILOSTAT | International Labour Organization, ILOSTAT - Database |
| IMF-IFS | International Monetary Fund, International Financial Statistics |
| IMF-WEO | International Monetary Fund, World Economic Outlook |
| ITU | United Nations, International Telecommunication Union |
| OICA | International Organization of Motor Vehicle Manufacturers |
| UN Comtrade | United Nations, Comtrade Database |
| UNCTAD | United Nations, Conference on Trade and Development |
| UNDP | United Nations Development Programme |
| UNESCO | United Nations, Educational, Scientific and Cultural Organization |
| UNPOP | United Nations, Population Division |
| UNSD | United Nations, Statistics Division |
| WB-WDI | World Bank, World Development Indicators |
| WHO | World Health Organization, Global Health Observatory |
| WIPO | World Intellectual Property Organization |

* Own calculations based on the original data source.

©nanoline icons by vuuds + Caviar-Premium Icons by Neway Lau, CreativMarket / own adaptation

Statistical country profiles on all UN Member States: www.destatis.de/countryprofiles